

Software Release Memo

This Software Release Memo announces changes contained in the following application:

Application Name: InventorySolutions™
Software Version: 1.25
Effective Date: November 18, 2011

This software release is in response to:

User/Customer request: _____
Change in technology: _____
Other: Continuous improvement

Overview

This document provides a brief overview of the new features and improvements in *InventorySolutions* 1.25 software release. *InventorySolutions* 1.25 serves as an update for *InventorySolutions* 1.20 version and provides new features and improvements to the existing software features. In this release we have improved the user experience by creating better workflow, simplifying processes and adding new features and enhancements described below:

- Enhanced report generation capabilities with the release of new comprehensive report templates and option of data sorting before or after the report generation.
- Improved data export compatibility with Microsoft Excel® formats.
- Introduces the capability to assign inventory addresses and geo-location with mapping.
- Enhanced “Notes” field: Record your own notes (including clickable hyperlinks) to an inventory item to keep track of important information.
- Introduces new Mobile access option that enables inventory updates (add/edit inventory items) and advanced options including the use of QR Codes, Geo-Location and enabling image uploads while in the field.*

***Note:** Mobile device image upload is currently supported with Android 2.2.x Froyo + only. QR Code readers may not be available on all mobile devices.

Choose from 24 Standard Report Templates

The screenshot displays the OneRain InventorySolutions interface. On the left is a navigation menu with options: Dashboard, Reports, Inventory, Locations, Models, Manufacturers, Categories, and Tags. The main area shows a 'Reports' section with a table of 24 report templates. A modal window on the right shows the configuration for the 'Inventory by Location and Model' report, including fields for Report Name, Description, Report Options (Location and Model dropdowns), and Custom Settings (Report Title, Description, Additional Description, Display Count, and Use Numbers).

Report	Description
Files by Inventory	Files by Inventory
Files by Location	Files by Location
Files by Manufacturer	Files by Manufacturer
Files by Model	Files by Model
Inventory Audit by Model	Changes of Inventory by Model within a period.
Inventory by attribute	Inventory search by attribute
Inventory by Location	Report of all inventory at a specific Location
Inventory by Location and Model	Inventory at a location searched by model.
Inventory by Location Tags	Summary of equipment at Locations with the same Tag
Inventory by Model	Inventory by Model
Inventory changed in a period	All inventory by change type within a period. Get rid of Status?
Inventory Export	Export All Inventory (without Attributes)
Inventory Export (with attributes)	Export All Inventory (with attributes)
Locations	All enabled locations
Locations by Location Tag	All Locations with a specific Location Tag
Locations by Location Tag_Multi	Locations by Location Tag, Multi
Locations changed in a period	Locations changes in a period.
Manufacturers	List of all enabled Manufacturers
Manufacturers changed in a period	Manufacturers changed in specific periods.
Models	List of all enabled Models
Models by Category	Models by Category
Models changed in a period	Models changed in specific periods.
Summary - File Extensions	Summary - File Extensions Totals for all files
Summary - Popular Models	Popular Models by existing Inventory

Improved Data Export Compatibility with Microsoft Excel Formats

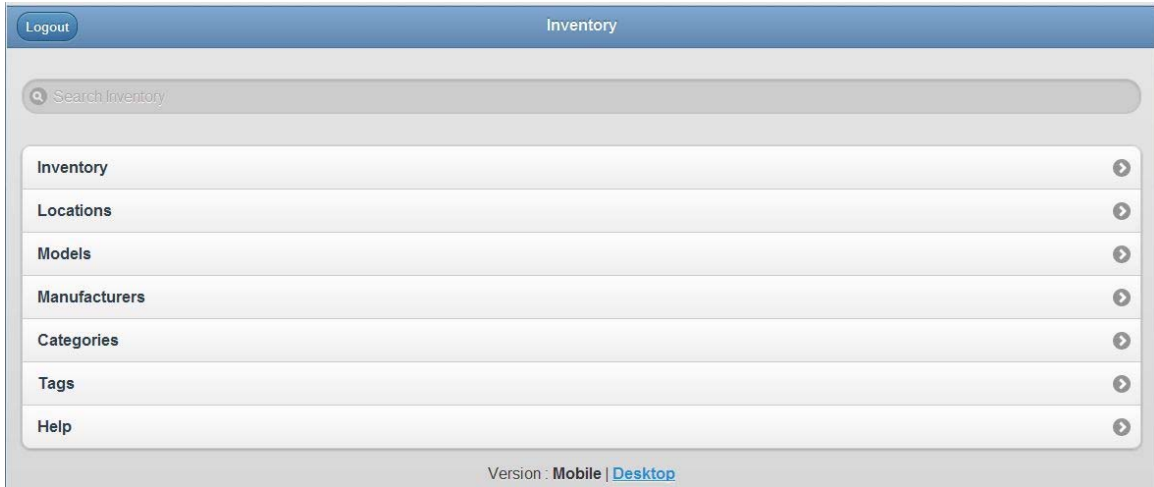
The screenshot shows the 'Inventory Export (with attributes)' report. It includes a sub-header 'Export All Inventory (with attributes)' and a table with the following data:

Manufacturer	Model	Model Description	Partnumber	Model Notes	Category	SerialNumber	Inventory Notes	Attributes
APC	700XL		700XL		UPS+Battery Back-up	700XL (9)	DIAD Room - (9 of 10)	Abstract Description Back-up Acquired=


Assign Inventory Addresses and Geo-Location with Mapping

The screenshot displays the 'Location' management interface. It shows a map of a location with the address: 1531 Skyway Drive, UNIT D Longmont Colorado 80504 US. The coordinates are 40.1579935, -105.0282707. A QR code is visible on the map. A callout box highlights the address and coordinates: Address 80504 US, 40.1579935, -105.0282707.

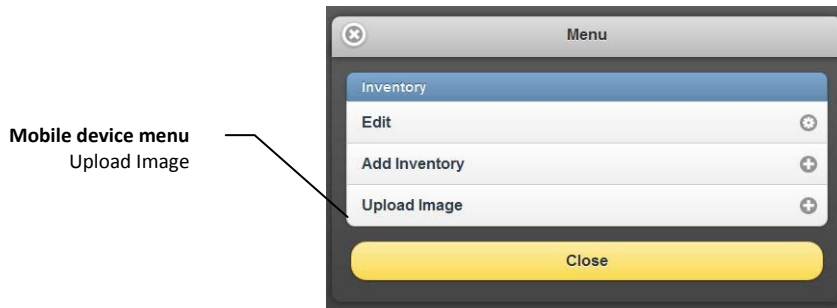
Enable mobile data collection for your field service technicians and engineers to track and manage inventory in the field, and update centralized information. Select “Mobile” mode on the Inventory Dashboard



Utilize QR bar code capabilities for inventory tracking and management



Upload images from your mobile device. Images can be added to manufactures, models, locations, and inventory assets



Please refer to the online **Help** documentation of the host *InventorySolutions* application for more details and how to use these features.